

# PEACE RIVER MANASOTA REGIONAL WATER SUPPLY AUTHORITY

Serving the Citizens of Charlotte, DeSoto, Manatee & Sarasota Counties since 1982

---

HON. ROBERT SKIDMORE  
CHARLOTTE COUNTY

HON. ELTON A. LANGFORD  
DESOTO COUNTY

HON. JOHN R. CHAPPIE  
MANATEE COUNTY


HON. JON THAXTON  
SARASOTA COUNTY

PATRICK J. LEHMAN, PE., EXECUTIVE DIRECTOR

## MEMORANDUM

January 27, 2011

TO: Patrick Farris Aqua Utilities Florida  
Steve Kipfinger Charlotte County Utilities  
Jerry Manning North Port Utilities  
Chris Rogers Desoto County Utilities  
Vern Hall Sarasota County Utilities  
Ed Watson DEP Tampa  
James Oni DEP Ft Myers

FROM: Sam Stone 

RE: Annual Water Quality Data for the Consumer Confidence Report  
Calendar Year 2010

---

Enclosed is the water quality data, collected by the Authority, for the Consumer Confidence Report / Calendar Year 2010. In addition to the water quality data, the Authority has included information about our source water, and the FDEP Source Water Assessment Project.

This submittal is generic in content, so that one version can be distributed to all the Authority's wholesale customers. This submittal contains all the required data that meets the rule criteria for the reporting year 2010. Also the Authority elected to include all contaminants, even though they are not required to be reported.

Should you require additional information about this submittal please contact me by phone at 863-491-7567 or email [ssstone@regionalwater.org](mailto:ssstone@regionalwater.org).

xc: Mike Coates

**ANNUAL DRINKING WATER QUALITY DATA  
For  
THE CONSUMER CONFIDENCE REPORT  
CALENDAR YEAR 2010**

Prepared By  
The Peace River Manasota Regional Water Supply Authority  
For The Following Utilities Served

AQUA UTILITIES FLORIDA  
CHARLOTTE COUNTY UTILITIES  
DESOTO COUNTY UTILITIES  
NORTH PORT UTILITIES  
SARASOTA COUNTY UTILITIES

January 27, 2011

## **SOURCE OF SUPPLY**

The Peace River Manasota Regional Water Supply Authority (Authority), uses as its source of supply, surface water from the Peace River. The Peace River is a large river by Florida standards, having a drainage area of 2300 square miles. The Peace River headwaters originate in the Green Swamp of northern Polk County, flowing through Lake Hancock, Winter Haven chain of lakes, and Lake Hamilton. The mouth of the Peace River is located at Punta Gorda, 120 miles downstream from the headwaters, delivering needed fresh water to the Charlotte Harbor estuary.

The Florida Department of Environmental Protection has conducted Source Water Assessments for all public water systems in Florida. These assessments will identify and assess any potential sources of contamination in the vicinity of your water supply. A Source Water Assessment Report for our system was completed in 2005 and is available at the DEP Source Water Assessment and Protection Program web site: <http://www.dep.state.fl.us/swapp>

## **Water Treatment Information**

The Peace River Regional Water Supply Facility (Facility) is authorized to withdraw water from the Peace River by a water use permit issued by the Southwest Florida Water Management District. This permit includes a diversion schedule that determines when withdrawals can occur and the amount of river water that can be withdrawn by the Facility. When the river flow is high during the wet season the Facility will withdraw river water and store that water in an off-stream surface water reservoir. During dry periods the Facility will rely on stored reserves from the reservoir. The Facility pumps water from the reservoir on a daily basis for treatment and distribution to the public. The treatment process includes the addition of powdered carbon for the removal of algal taste and odor compounds, followed by color removal (coagulation and sedimentation) with alum, disinfection with chlorine and chloramines, filtration by rapid rate multi-media filters and pH adjustment with caustic soda before being distributed to the public.

## UTILITY OWNER INFORMATION

If you have any questions about drinking water quality, provided by the Peace River Manasota Regional Water Supply Authority (Authority) in this Consumer Confidence Report, Annual Drinking Water Quality Data please contact Samuel S. Stone, Environmental Affairs Coordinator by phone at 863-491-7567 or by e-mail at [ssone@regionalwater.org](mailto:ssone@regionalwater.org). We want our valued customers to be informed about their water utility. If you want to learn more, please attend any of our regularly scheduled Board of Directors meetings. These meetings are typically held on the first Wednesday of each month. The meeting locations rotate between the County Commission Chambers of Charlotte, Desoto, Manatee, or Sarasota Counties at 9:30 am. For information on a specific meeting, please contact the Authority Administrative office by phone at 941-316-1776 or log on to our web site at [www.regionalwater.org](http://www.regionalwater.org)

## **DATA PERIOD**

The Peace River Manasota Regional Water Supply Authority, routinely monitors for constituents in your drinking water, according to Federal and State regulations. The following document provides water quality test results for the period of January 1<sup>st</sup> to December 31<sup>st</sup>, 2010. These same regulations require monitoring to occur in 9 year compliance cycles, made up of three, three year compliance periods. These three year compliance periods result in some contaminants being monitored once every three years, and may require some contaminant test results to be reported in this document from years other than calendar year 2010.

All drinking water, including bottled drinking water, may be reasonably expected to contain at least small amounts of some constituents. It's important to remember, that the presence of these constituents does not necessarily pose a health risk.

Please note that it is not required, but the Authority has provided all chemical contaminant test results during this period.

## PRIMARY INORGANIC CONTAMINANTS

These contaminants are required to be tested annually. Test results are for the period 1/1/10 – 12/31/10. Test results for the above contaminants resulted in **no violations**. Please note that Fluoride is a listed contaminant under the Primary Inorganic Contaminant list and the Secondary Drinking Water Standards list. Results for Fluoride therefore, is listed in the secondary drinking water standards section and this section of the report.

Note 1. During calendar year 2010 the primary inorganics were collected twice meeting the requirements of both the Peace River Facility compliance monitoring and the requirements contained in the DEP ASR construction permit.

Note 2. If Arsenic levels are above the MCL then special health effects language is required.



FD0H Certification #E84167  
 Peace River/Manasota R W S  
 8998 Sw County Road 769  
 Arcadia, FL 34269

## ANALYTICAL TEST REPORT

THESE RESULTS MEET NELAC STANDARDS

### INORGANIC ANALYSIS

62-550.310 (1)

REPORT NUMBER: 10010829 001  
 SYSTEM NAME: Finished-EntryPoint  
 SYSTEM ID:

I.D.	Parameter NAME	(MCL)	UNITS	ANALYSIS		QUALIFIER	METHOD	MDL	DATE		LAB ID
				RESULT					ANALYZED	ANALYZED	
1040	NITRATE NITROGEN	10	MG/L	0.466			353.2	0.004	01/27/2010	16:50	E84167
1041	NITRITE NITROGEN	1	MG/L	0.015			353.2	0.003	01/27/2010	16:50	E84167
1038	NITRATE+NITRITE AS N	10	MG/L	0.482			353.2	0.004	01/28/2010	12:00	E84167
1005	ARSENIC	0.010	MG/L	0.00069		U	SM3113B	0.00069	01/28/2010	09:45	E84167
1010	BARIUM	2	MG/L	0.012			200.7	0.002	01/27/2010	16:36	E84167
1015	CADMIUM	0.005	MG/L	0.0009		U	200.7	0.0009	01/27/2010	16:36	E84167
1020	CHROMIUM	0.1	MG/L	0.002		U	200.7	0.002	01/27/2010	16:36	E84167
1024	CYANIDE	0.2	MG/L	0.0050		U	335.4	0.0050	02/04/2010	14:29	E83079
1025	FLUORIDE	4.0	MG/L	0.192			300.0	0.030	01/28/2010	15:00	E84167
1030	LEAD	0.015	MG/L	0.00067		U	SM3113B	0.00067	01/28/2010	16:39	E84167
1035	MERCURY	0.002	MG/L	0.000198		U	245.1	0.000198	02/02/2010	13:30	E84167
1036	NICKEL	0.1	MG/L	0.00118		U	200.7	0.00118	01/27/2010	16:36	E84167
1045	SELENIUM	0.05	MG/L	0.00157		U	SM3113B	0.00157	02/01/2010	11:46	E84167
1052	SODIUM	160	MG/L	52.7			200.7	0.034	01/27/2010	16:36	E84167
1074	ANTIMONY	0.006	MG/L	0.00226		U	SM3113B	0.00226	02/01/2010	09:44	E84167
1075	BERYLLIUM	0.004	MG/L	0.000078		U	200.7	0.000078	01/27/2010	16:36	E84167
1085	THALLIUM	0.002	MG/L	0.00169		U	200.9	0.00169	02/02/2010	10:06	E84167

**DATA QUALIFIERS THAT MAY APPLY:**

I = Reported value is between the laboratory MDL and the PQL (PQL = 4 x MDL)  
 J4 = Est. value - Sample matrix interference suspected  
 Q = Sample held beyond accepted holdtime  
 U = Analyte analyzed but not detected at the value indicated  
 X = Value exceeds MCL

**NOTES:**

MBAS calculated as LAS, molecular weight = 348

For questions and comments regarding these results, please contact Bettina Beifuss at (941) 723-9986  
 Results relate only to the samples

**INORGANIC ANALYSIS**  
62-550.310 (1)

REPORT NUMBER: 10070503 001  
SYSTEM NAME: Finish Water  
SYSTEM ID:

Parameter	I.D.	NAME	(MCL)	UNITS	ANALYSIS			DATE	TIME	LAB ID	
					RESULT	QUALIFIER	METHOD				
	1040	NITRATE NITROGEN	10	MG/L	0.181		353.2	0.004	07/14/2010	17:22	E84167
	1041	NITRITE NITROGEN	1	MG/L	0.009	I	353.2	0.003	07/14/2010	17:22	E84167
	1038	NITRATE+NITRITE AS N	10	MG/L	0.190		353.2	0.004	07/15/2010	11:30	E84167
	1005	ARSENIC	0.010	MG/L	0.00069	U	SM3113B	0.00069	07/16/2010	12:48	E84167
	1010	BARIUM	2	MG/L	0.012		200.7	0.002	07/15/2010	11:52	E84167
	1015	CADMIUM	0.005	MG/L	0.0009	U	200.7	0.0009	07/15/2010	11:52	E84167
	1020	CHROMIUM	0.1	MG/L	0.002	U	200.7	0.002	07/15/2010	11:52	E84167
	1024	CYANIDE	0.2	MG/L	0.0059	I	335.4	0.005	07/22/2010	15:31	E83079
	1025	FLUORIDE	4.0	MG/L	0.102		300.0	0.030	07/21/2010	17:20	E84167
	1030	LEAD	0.015	MG/L	0.00067	U	SM3113B	0.00067	07/15/2010	11:03	E84167
	1035	MERCURY	0.002	MG/L	0.000198	U	245.1	0.000198	07/23/2010	14:30	E84167
	1036	NICKEL	0.1	MG/L	0.00118	U	200.7	0.00118	07/15/2010	11:52	E84167
	1045	SELENIUM	0.05	MG/L	0.00157	U	SM3113B	0.00157	07/23/2010	11:56	E84167
	1052	SODIUM	160	MG/L	55.2		200.7	0.034	07/15/2010	11:52	E84167
	1074	ANTIMONY	0.006	MG/L	0.00226	U	SM3113B	0.00226	07/19/2010	12:49	E84167
	1075	BERYLLIUM	0.004	MG/L	0.000078	U	200.7	0.000078	07/15/2010	11:52	E84167
	1085	THALLIUM	0.002	MG/L	0.000981	U	200.9	0.000981	07/28/2010	10:11	E84167

**DATA QUALIFIERS THAT MAY APPLY:**

I = Reported value is between the laboratory MDL and the PQL. (PQL = 4 x MDL).  
J = Estimated value.  
J3 = Est. value quality control criteria for precision or accuracy not met.  
J4 = Est. value. Sample matrix interference suspected.  
Q = Sample held beyond accepted holdtime.  
U = Analyte analyzed but not detected at the value indicated.

**NOTES:**

MBAS calculated as LAS; molecular weight = 348.  
X = Value exceeds MCL.  
ND = Not Detected at or above adjusted reporting limit.

For questions and comments regarding these results, please contact Bettina Beifuss at (941) 723-9986

Results relate only to the samples.



## VOLATILE ORGANIC CONTAMINANTS

These contaminants are required to be tested quarterly at the beginning of each 9 year cycle (2002) and subsequently tested annually. Test results are for the period 1/1/10 – 12/31/10. Test results for the above contaminants resulted in **no violations**.

Note 1. During calendar year 2010 the volatile organic contaminants were collected twice meeting the requirements of both the Peace River Facility compliance monitoring and the requirements contained in the DEP ASR construction permit.

**VOLATILE ORGANICS**  
62-550.310 (4) (A)

REPORT NUMBER: 10010829 001  
SYSTEM NAME: Finished-EntryPoint  
SYSTEM ID:

I.D.	Parameter NAME	(MCL)	UNITS	ANALYSIS		QUALIFIER	METHOD	MDL	DATE ANALYZED	TIME ANALYZED	LAB ID
				RESULT							
2378	1,2,4-TRICHLORO BENZENE	70	UG/L	0.15		U	524.2	0.15	02/01/2010	18:30	E84167
2380	CIS-1,2-DICHLOROETHYLENE	70	UG/L	0.11		U	524.2	0.11	02/01/2010	18:30	E84167
2955	XYLENES, TOTAL	10000	UG/L	0.13		U	524.2	0.13	02/01/2010	18:30	E84167
2964	DICHLOROMETHANE	5	UG/L	0.20		U	524.2	0.20	02/01/2010	18:30	E84167
2968	O-DICHLORO BENZENE	600	UG/L	0.11		U	524.2	0.11	02/01/2010	18:30	E84167
2969	P-DICHLORO BENZENE	75	UG/L	0.10		U	524.2	0.10	02/01/2010	18:30	E84167
2976	VINYL CHLORIDE	1	UG/L	0.15		U	524.2	0.15	02/01/2010	18:30	E84167
2977	1,1-DICHLOROETHENE	7	UG/L	0.11		U	524.2	0.11	02/01/2010	18:30	E84167
2979	TRANS-1,2-DICHLOROETHENE	100	UG/L	0.12		U	524.2	0.12	02/01/2010	18:30	E84167
2980	1,2-DICHLOROETHANE	3	UG/L	0.16		U	524.2	0.16	02/01/2010	18:30	E84167
2981	1,1,1-TRICHLOROETHANE	200	UG/L	0.10		U	524.2	0.10	02/01/2010	18:30	E84167
2982	CARBON TETRACHLORIDE	3	UG/L	0.20		U	524.2	0.20	02/01/2010	18:30	E84167
2983	1,2-DICHLOROPROPANE	5	UG/L	0.15		U	524.2	0.15	02/01/2010	18:30	E84167
2984	TRICHLOROETHENE	3	UG/L	0.12		U	524.2	0.12	02/01/2010	18:30	E84167
2985	1,1,2-TRICHLOROETHANE	5	UG/L	0.14		U	524.2	0.14	02/01/2010	18:30	E84167
2987	TETRACHLOROETHENE	3	UG/L	0.20		U	524.2	0.20	02/01/2010	18:30	E84167
2989	MONOCHLORO BENZENE	100	UG/L	0.10		U	524.2	0.10	02/01/2010	18:30	E84167
2990	BENZENE	1	UG/L	0.12		U	524.2	0.12	02/01/2010	18:30	E84167
2991	TOLUENE	1000	UG/L	0.11		U	524.2	0.11	02/01/2010	18:30	E84167
2992	ETHYLBENZENE	700	UG/L	0.11		U	524.2	0.11	02/01/2010	18:30	E84167
2996	STYRENE	100	UG/L	0.10		U	524.2	0.10	02/01/2010	18:30	E84167

**DATA QUALIFIERS THAT MAY APPLY:**

I = Reported value is between the laboratory MDL and the POL. (POL = 4 x MDL)  
 JA = Est. value. Sample matrix interference suspected  
 Q = Sample held beyond accepted holdtime  
 U = Analyte analyzed but not detected at the value indicated  
 X = Value exceeds MCL

**NOTES:**

MBAS calculated as LAS, molecular weight = 348

For questions and comments regarding these results, please contact Bettina Beilfuss at (941) 723-9986

*Results relate only to the samples*

**VOLATILE ORGANICS \***

62-550.310 (4) (A)

REPORT NUMBER: 10070503 001  
 SYSTEM NAME: Finish Water  
 SYSTEM ID:

I.D.	NAME	(MCL)	UNITS	ANALYSIS		QUALIFIER	METHOD	MDL	DATE	TIME	LAB ID
				RESULT							
2378	1,2,4-TRICHLORO BENZENE	70	UG/L	0.15		U	524.2	0.15	07/14/2010	17:00	E84167
2380	CIS-1,2-DICHLOROETHYLENE	70	UG/L	0.11		U	524.2	0.11	07/14/2010	17:00	E84167
2955	XYLENES, TOTAL	10000	UG/L	0.13		U	524.2	0.13	07/14/2010	17:00	E84167
2964	DICHLOROMETHANE	5	UG/L	0.20		U	524.2	0.20	07/14/2010	17:00	E84167
2968	O-DICHLORO BENZENE	600	UG/L	0.11		U	524.2	0.11	07/14/2010	17:00	E84167
2969	P-DICHLORO BENZENE	75	UG/L	0.10		U	524.2	0.10	07/14/2010	17:00	E84167
2976	VINYL CHLORIDE	1	UG/L	0.15		U	524.2	0.15	07/14/2010	17:00	E84167
2977	1,1-DICHLOROETHENE	7	UG/L	0.11		U	524.2	0.11	07/14/2010	17:00	E84167
2979	TRANS-1,2-DICHLOROETHENE	100	UG/L	0.12		U	524.2	0.12	07/14/2010	17:00	E84167
2980	1,2-DICHLOROETHANE	3	UG/L	0.16		U	524.2	0.16	07/14/2010	17:00	E84167
2981	1,1,1-TRICHLOROETHANE	200	UG/L	0.10		U	524.2	0.10	07/14/2010	17:00	E84167
2982	CARBON TETRACHLORIDE	3	UG/L	0.20		U	524.2	0.20	07/14/2010	17:00	E84167
2983	1,2-DICHLOROPROPANE	5	UG/L	0.15		U	524.2	0.15	07/14/2010	17:00	E84167
2984	TRICHLOROETHENE	3	UG/L	0.12		U	524.2	0.12	07/14/2010	17:00	E84167
2985	1,1,2-TRICHLOROETHANE	5	UG/L	0.14		U	524.2	0.14	07/14/2010	17:00	E84167
2987	TETRACHLOROETHENE	3	UG/L	0.20		U	524.2	0.20	07/14/2010	17:00	E84167
2989	MONOCHLORO BENZENE	100	UG/L	0.10		U	524.2	0.10	07/14/2010	17:00	E84167
2990	BENZENE	1	UG/L	0.12		U	524.2	0.12	07/14/2010	17:00	E84167
2991	TOLUENE	1000	UG/L	0.11		U	524.2	0.11	07/14/2010	17:00	E84167
2992	ETHYLBENZENE	700	UG/L	0.11		U	524.2	0.11	07/14/2010	17:00	E84167
2996	STYRENE	100	UG/L	0.10		U	524.2	0.10	07/14/2010	17:00	E84167

**DATA QUALIFIERS THAT MAY APPLY:**

- I = Reported value is between the laboratory MDL and the PQL. (PQL = 4 x MDL).
- J = Estimated value.
- J3 = Est. value quality control criteria for precision or accuracy not met.
- J4 = Est. value. Sample matrix interference suspected.
- Q = Sample held beyond accepted holdtime.
- U = Analyte analyzed but not detected at the value indicated.

**NOTES:**

- MBAS calculated as LAS; molecular weight = 348.
- X = Value exceeds MCL.
- ND = Not Detected at or above adjusted reporting limit.

For questions and comments regarding these results, please contact Bettina Beifuss at (941) 723-9986  
 Results relate only to the samples.

## TURBIDITY MONITORING

The monitoring of turbidity occurs at least 6 times per day as required by the regulations. The data provided represents the turbidity from the combined filtered water location at the Peace River Regional Water Supply Facility. Test results are for the period 1/1/10 - 12/31/10. The Peace River Facility combined filtered water turbidity never exceeded the MCL of 1.0 and did not fail to meet on a monthly basis, the requirement of less than or equal to .3 level at least 95% of the time.

### 2010 Combined Filtered Water Turbidity Data

Month	Maximum Daily Reading (NTU)	Monthly Average Reading (NTU)	Percentage of Samples Meeting .30 NTU Limit
January	.09	.02	100
February	.12	.02	100
March	.07	.03	100
April	.07	.03	100
May	.09	.03	100
June	.10	.05	100
July	.11	.06	100
August	.14	.05	100
September	.09	.04	100
October	.09	.04	100
November	.09	.04	100
December	.08	.02	100

## MICROBIOLOGICAL CONTAMINANTS

### Total Coliform Bacteria and E. Coli Bacteria

These contaminants are required to be collected on a monthly basis. Test results are for the period 1/1/10 - 12/31/10. Test results for these parameters resulted in **no violations**. The highest number of positive results for any month during this reporting period is zero. For the year, 156 total samples were collected with no positive samples for Total Coliform.

### Peace River Facility Microbiological Summary Table 2010

Months	Total Number of Samples Collected	Number of Positive Total Coliform Samples	Number of Positive E. Coli Samples
January	12	0	0
February	12	0	0
March	15	0	0
April	12	0	0
May	12	0	0
June	15	0	0
July	12	1	0
August	15	0	0
September	12	0	0
October	12	0	0
November	12	1	0
December	15	0	0
Total	156	2	0

## **MAXIMUM RESIDUAL DISINFECTION LEVEL**

As a result of the Disinfection/Disinfection By-Products Rule (effective 1/1/02) the Authority is required to monitor disinfection levels in the distribution system to ensure that the annual average residual of 4.0 mg/l is not exceeded. Test results provided are for the period 1/1/10-12/31/10 and result in no violations.

### **Peace River Facility Maximum Residual Disinfection Level Results**

**See Summary Table Attached**

**DISINFECTANT RESIDUAL (CHLORINE OR CHLORAMINES)  
EXAMPLE REPORTING FORMAT**

QUARTERLY REPORTING PERIOD: 4th

YEAR: 2010

**SYSTEM INFORMATION**

PWS NAME: Peace River/Manasota Regional Water Supply Authority

PWS ID NUMBER: 6142734

CONTACT PERSON: Jonah L. Strickland

E-MAIL ADDRESS (optional): jstrickland@regionalwater.org

COUNTY: Desoto

PHONE NUMBER: (863) 993-4565

FAX NUMBER (optional): (863) 993-4568

**DISINFECTANT RESIDUAL COMPLIANCE SUMMARY**

Actual Month/Year	1	2	3	4	5	6	7	8	9	10	11	12
Last 12 Months	1	2	3	4	5	6	7	8	9	10	11	12
Provide the number of disinfectant residual samples taken each month of the last quarter (include disinfectant residual samples taken for all total coliform samples, including repeat or additional total coliform samples)*	12	12	15	12	12	15	12	15	12	12	12	15
Provide the monthly arithmetic average of all samples taken in each month for the last 12 months (include disinfectant residual samples taken for all total coliform samples, including repeat or additional total coliform samples)	3.5	3.5	3.3	3.3	3.4	3.4	3.5	3.4	3.4	3.4	3.4	3.5
Calculate the Running Annual Average (RAA) (i.e., calculate the arithmetic average of the monthly averages for the last 12 months)	3.4											
Does the RAA violate the Maximum Residual Disinfectant Level of 4.0 mg/l? (YES/NO)	NO											

\*Also, for each disinfectant residual sample taken each month of the last quarter, provide the information requested in the table on page two of this format.

## **Total Organic Carbon (TOC)**

The Stage I D/DBP Rule effective 1/1/02 as it relates to Sub Part H systems requires these contaminants to be tested monthly for the raw and finished water as paired samples to determine the treatment facility's on going per cent removal and removal ratio of TOC during treatment. Test results are for the period 1/1/10 – 12/31/10 on finished and raw untreated water at the Peace River Facility.

### **Peace River Facility TOC Removal Results**

**See Summary Table Attached**



## TOTAL ORGANIC CARBON (TOC) ANNUAL REMOVAL SUMMARY

Actual Month/Year	By Month for Past 12 Months											
	1	2	3	4	5	6	7	8	9	10	11	12
Number of Paired (Source Water and Treated Water) TOC Samples Collected	1	1	1	1	1	1	1	1	1	1	1	1
Raw Water TOC Monthly Arithmetic Average	13.5	17.4	15.2	15.5	15	14	12.7	16	16.1	18	15.8	15.5
Treated Water TOC Monthly Arithmetic Average	5.02	5.31	4.87	5.09	4.27	4.94	3.98	4.17	4.18	4.06	4.27	4.26
Actual % TOC Removed *	63	69	68	67	72	65	69	74	74	77	73	73
% TOC Removed Quarterly Arithmetic Average			67			68			72			74
% TOC Removed 12 Month Running Arithmetic Average												70
Required % Removal	50	50	50	50	50	40	40	50	50	50	50	50
Monthly Actual/Required Ratio	1.26	1.39	1.36	1.34	1.44	1.63	1.73	1.48	1.48	1.54	1.46	1.46
Quarterly Average of Actual/Required Ratio			1.336			1.468					1.562	
Running 12 Month Actual/Required Ratio												1.463

Does the system meet the enhanced coagulation or enhanced softening % removal requirements in 40 CFR 141.135(b) (2) or (3) for the past four quarters? (Yes/No)

**YES**

\* Attach calculations for determining compliance with the TOC percent removal requirements, as provided in 40 CFR 141.135(e)(1). 40 CFR 141.135(3)(1), TOC removal requirements that are found in 40 CFR 141.135(e)(1) are calculated using the following formula:

(1 - Treated water TOC/source water TOC) X 100 = Actual Monthly TOC Removal Percentage  
 Removal Ratio = Calculated Monthly TOC % Removal/Required % Removal

**TOTAL TRIHALOMETHANES (TTHM)  
AND  
TOTAL HALOACETIC ACIDS (HAA 5)**

These contaminants are required to be tested annually on a quarterly frequency with compliance determined on a running annual average. Test results are for the period 1/1/10 – 12/31/10 and have resulted in no violations.

**Peace River Facility  
THM and HAA Results**

**See Summary Table Attached**

**DISINFECTION BYPRODUCTS (TOTAL TRIHALOMETHANES [TTHMs] AND HALOACETIC ACIDS FIVE [HAA5s])  
REPORTING FORMAT**

MONITORING FREQUENCY: <input checked="" type="checkbox"/> QUARTERLY <input type="checkbox"/> ANNUALLY	YEAR: 2010
QUARTERLY REPORTING PERIOD: 4th	

<b>SYSTEM INFORMATION</b>	
PWS NAME: Peace River/Manasota Reg. Water Supply Authority	COUNTY: Desoto
PWS ID NUMBER: 6142734	PHONE NUMBER : 863-993-4565
CONTACT PERSON: Jonah L. Strickland	FAX NUMBER (optional): 863-993-4568
E-MAIL ADDRESS (optional): jistrickland@regionawater.org	

TTHM/HAA5 COMPLIANCE SUMMARY FOR PWS MONITORING ON A QUARTERLY OR MORE FREQUENT BASIS					HAA5 COMPLIANCE SUMMARY				
TTHM COMPLIANCE SUMMARY					HAA5 COMPLIANCE SUMMARY				
	QTR 4	QTR 1	QTR 2	QTR 3	Last Four Quarters	QTR 4	QTR 1	QTR2	QTR 3
Last Four Quarters					Actual Quarter/Year	1/10	2/10	3/10	4/10
Actual Quarter/Year	1/10	2/10	3/10	4/10	Provide the number of HAA5 samples taken during the last quarter*				4
Provide the number of TTHM samples taken during the last quarter*				4	Provide the arithmetic average of all HAA5 samples taken in each quarter for the last four quarters				
Provide the arithmetic average of all TTHM samples taken in each quarter for the last four quarters	.030	.033	.023	.024	Provide the arithmetic average of all TTHMs (i.e., calculate the Running Annual Average (RAA) for TTHMs for the last four quarters)	.026	.024	.021	.023
Calculate the arithmetic average of the quarterly arithmetic averages for the last four quarters)				.022	Calculate the arithmetic average of the quarterly arithmetic averages for the last four quarters)				.024
Does the RAA for TTHMs violate the Maximum Contaminant Level of 0.080 mg/L for TTHMs? (YES/NO)				NO	Does the RAA for HAA5s violate the Maximum Contaminant Level of 0.060 mg/L for HAA5s? (YES/NO)				NO

\*Also, for each sample taken during the last quarter, provide the information requested in the tables on pages 3 and 4 of this format.

**NITRATE NITROGEN  
And  
NITRITE NITROGEN**

These contaminants are required to be tested annually on a quarterly frequency. Test results are for the period 1/1/10 – 12/31/10 and have resulted in **no violations**.

**Peace River Facility  
Nitrate and Nitrite Summary Table  
2010**

Sample Date	Nitrate Results (mg/l)	Nitrite Results (mg/l)
First Quarter	.468	.01
Second Quarter	.453	.017
Third Quarter	.139	.041U
Fourth Quarter	.180	.041U



FDOH Certification #E84167

Peace River/Manasota R W S  
8998 Sw County Road 769  
Arcadia, FL 34269

**ANALYTICAL TEST REPORT**  
**THESE RESULTS MEET NELAC STANDARDS**

**INORGANIC ANALYSIS**  
62-550.310 (1)

REPORT NUMBER: 10010142 001  
SYSTEM NAME: Potable Water Qty - Entry Poi  
SYSTEM ID: 6142734

I.D.	Parameter NAME	(MCL)	UNITS	ANALYSIS		QUALIFIER	METHOD	MDL	DATE		LAB ID
				RESULT					ANALYZED	ANALYZED	
1040	NITRATE NITROGEN	10	MG/L	0.468			353.2	0.004	01/06/2010	16:50	E84167
1041	NITRITE NITROGEN	1	MG/L	0.010		1	353.2	0.003	01/06/2010	16:50	E84167
1038	NITRATE+NITRITE AS N	10	MG/L	0.478			353.2	0.004	01/06/2010	11:00	E84167

**DATA QUALIFIERS THAT MAY APPLY:**

I = Reported value is between the laboratory MDL and the PQL (PQL = 4 x MDL)

**NOTES:**  
MBAS calculated as LAS; molecular weight = 348

O = Sample held beyond accepted holdtime  
U = Analyte analyzed but not detected at the value indicated  
X = Value exceeds MCL

**For questions and comments regarding these results, please contact Bettina Beifuss at (941) 723-9986**  
*Results relate only to the samples*



FD0H Certification #E84167

Peace River/Manasota R W S  
 8998 Sw County Road 769  
 Arcadia, FL 34269

## ANALYTICAL TEST REPORT

**THESE RESULTS MEET NELAC STANDARDS**

### INORGANIC ANALYSIS

62-550.310 (1)

REPORT NUMBER: 10040201 001  
 SYSTEM NAME: Entry Point  
 SYSTEM ID:

I.D.	Parameter NAME	(MCL)	UNITS	ANALYSIS		QUALIFIER	METHOD	MDL	DATE		LAB ID
				RESULT					ANALYZED	TIME	
1040	NITRATE NITROGEN	10	MG/L	0.453			353.2	0.05	04/07/2010	17:23	E84167
1041	NITRITE NITROGEN	1	MG/L	0.017			353.2	0.003	04/07/2010	17:23	E84167
1038	NITRATE+NITRITE AS N	10	MG/L	0.470			353.2	0.05	04/08/2010	12:30	E84167

**DATA QUALIFIERS THAT MAY APPLY:**

- I = Reported value is between the laboratory MDL and the PQL (PQL = 4 x MDL).
- J3 = Est. value quality control criteria for precision or accuracy not met.
- J4 = Est. value. Sample matrix interference suspected.
- Q = Sample held beyond accepted holdtime.
- U = Analyte analyzed but not detected at the value indicated.

**NOTES:**

MBAS calculated as LAS; molecular weight = 348.  
 X = Value exceeds MCL.

**For questions and comments regarding these results, please contact Bettina Beifuss at (941) 723-9986**

*Results relate only to the samples*



FDOH Certification #E84167

Peace River/Manasota R W S  
8998 Sw County Road 769  
Arcadia, Fl 34269

## ANALYTICAL TEST REPORT THESE RESULTS MEET NELAC STANDARDS

### INORGANIC ANALYSIS 62-550.310 (1)

REPORT NUMBER: 10070209 001  
SYSTEM NAME: Potable Water Qty-Finish  
SYSTEM ID:

I.D.	Parameter NAME	(MCL)	UNITS	ANALYSIS		QUALIFIER	METHOD	MDL	DATE		LAB ID
				RESULT					ANALYZED	TIME	
1040	NITRATE NITROGEN	10	MG/L	0.139		I	300.0	0.060	07/07/2010	17:50	E84167
1041	NITRITE NITROGEN	1.0	MG/L	0.041		U	300.0	0.041	07/07/2010	17:50	E84167
1038	NITRATE+NITRITE AS N	10	MG/L	0.139		I	300.0	0.060	07/07/2010	17:50	E84167

#### DATA QUALIFIERS THAT MAY APPLY:

- I = Reported value is between the laboratory MDL and the PQL. (PQL = 4 x MDL)
- J3 = Est. value quality control criteria for precision or accuracy not met.
- J4 = Est. value. Sample matrix interference suspected.
- Q = Sample held beyond accepted holdtime.
- U = Analyte analyzed but not detected at the value indicated.

#### NOTES:

MBAS calculated as LAS; molecular weight = 348  
X = Value exceeds MCL.

For questions and comments regarding these results, please contact Bettina Beilfuss at (941) 723-9986

Results relate only to the samples.



**ANALYTICAL TEST REPORT**  
**THESE RESULTS MEET NELAC STANDARDS**

FDOH Certification #E84167  
 Peace River/Manasota R W S

8998 Sw County Road 769  
 Arcadia, FL 34269

REPORT NUMBER: 10110693 001  
 SYSTEM NAME: PotableWaterQuality-EntryPoint  
 SYSTEM ID: 6142734

**INORGANIC ANALYSIS**  
 62-550.310 (1)

I.D.	Parameter NAME	(MCL)	UNITS	ANALYSIS		QUALIFIER	METHOD	MDL	DATE		LAB ID
				RESULT					ANALYZED	ANALYZED	
1040	NITRATE NITROGEN	10	MG/L	0.180		I	300.0	0.060	11/24/2010	16:10	E84167
1041	NITRITE NITROGEN	1.0	MG/L	0.041		U	300.0	0.041	11/24/2010	16:10	E84167
1038	NITRATE+NITRITE AS N	10	MG/L	0.180		I	300.0	0.060	11/24/2010	16:10	E84167

**DATA QUALIFIERS THAT MAY APPLY:**  
 I = Reported value is between the laboratory MDL and the PQL. (PQL = 4 x MDL)  
 J = Estimated value  
 J3 = Est. value quality control criteria for precision or accuracy not met  
 J4 = Est. value. Sample matrix interference suspected  
 Q = Sample held beyond accepted holding time  
 U = Analyte analyzed but not detected at the value indicated

**NOTES:**  
 MBAS calculated as LAS, molecular weight = 348.  
 X = Value exceeds MCL.

**For questions and comments regarding these results, please contact Bettina Beifuss at (941) 723-9986**  
*Results relate only to the samples*



## **TREATMENT TECHNIQUES**

In lieu of a MCL, Federal and State regulations allow that some contaminants be limited during the treatment of water. The Utility may therefore, use these limitations through documented certification on an annual basis.

**KED Group, Inc.**

10042 Lone Tree Lane  
Orlando, Florida 32836  
407-876-4021  
fax: 407-876-1832

December 1, 2010

Peace River/Manasota  
Regional Water Supply Authority  
8998 S.W. County Road 769  
Arcadia, FL 34266

RE: Acrylamide and Epichlorohydrin levels in EK 102 PWG Polymer

Dear Sirs:


This letter is to certify that limits on levels of the above contaminants are as follows:

Acrylamide – less than 0.005% at 1 ppm in accordance with NSF standards

Epichlorohydrin – none at 1 ppm in accordance with NSF standards

All of our products comply with ANS/NSF standard 60 drinking water treatment chemicals. If you have any questions, please let us know.

Sincerely yours,



Kenneth E. DeGarmo  
President  
KED Group, Inc.



**Fort Bend Services, Inc.**  
Water & Waste Treatment Specialists

---

December 8, 2010

J L Strickland  
Peace River Regional Supply Authority  
8998 S.W. County Road 769  
Arcadia, Florida 34269

Reference: FBS 930PWG

J L Strickland,


This letter certifies that FBS 930PWG complies with the NSF Standard 60 specifications for drinking water treatment chemicals. The product does not contain epichlorohydrin and contains residual acrylamide less than 0.05% (<500 ppm).

Please find attached a copy of the NSF listing.

Should you have questions or require additional information, please feel free to contact me.

Your business is greatly appreciated.

Sincerely,

  
Kathy Mabry  
Marketing Manager

office: 281.261.5199 • toll free: 800.933.3678 • fax: 281.261.2295

office: 13303 Redfish, Stafford, TX 77477 • mailing: PO Box 1688, Stafford, TX 77497

[www.fortbendservices.com](http://www.fortbendservices.com)

**Poly (Diallyldimethylammonium Chloride)(pDADMAC)[PD]**

<i>Trade Designation</i>	<i>Product Function</i>	<i>Max Use</i>
FBS 515C	Coagulation & Flocculation	50mg/L
FBS 587C	Coagulation & Flocculation	50mg/L
FBS 591C	Coagulation & Flocculation	50mg/L
FBS 592C	Coagulation & Flocculation	25mg/L

[PD] Certification is based on a maximum carryover of 50 ug/L DADMAC polymer.

**Polyacrylamide[PC]**

<i>Trade Designation</i>	<i>Product Function</i>	<i>Max Use</i>
FBS 7000PWG	Coagulation & Flocculation	3mg/L
FBS 930PWG	Coagulation & Flocculation	1mg/L
FBS A-103PWG	Coagulation & Flocculation	1mg/L
FBS A104PWG	Coagulation & Flocculation	1mg/L
FBS A108PWG	Coagulation & Flocculation	1mg/L
FBS A185PWG	Coagulation & Flocculation	1mg/L
FBS C1084PWG	Coagulation & Flocculation	1mg/L
FBS C1285PWG	Coagulation & Flocculation	2mg/L
FBS C1894PWG	Coagulation & Flocculation	1mg/L
FBS C294PWG	Coagulation & Flocculation	1mg/L
FBS C295PWG	Coagulation & Flocculation	1mg/L
FBS C485PWG	Coagulation & Flocculation	3mg/L
FBS C8415PWG	Coagulation & Flocculation	1mg/L

[PC] Polyacrylamide Products Certified by NSF International comply with 40 CFR 141.111 requirements for percent monomer and dose.

**Fort Bend Services, Inc.**

13303 Redfish Lane  
Stafford, TX 77477  
United States  
800-933-3678  
281-261-5199

**Facility : # 1 USA**

**Poly (Diallyldimethylammonium Chloride)(pDADMAC)[PD]**

<i>Trade Designation</i>	<i>Product Function</i>	<i>Max Use</i>
FBS 521N	Coagulation & Flocculation	50mg/L
FBS 541N	Coagulation & Flocculation	25mg/L

[PD] Certification is based on a maximum carryover of 50 ug/L DADMAC polymer.

**Polyamines[PY]**

<i>Trade Designation</i>	<i>Product Function</i>	<i>Max Use</i>
FBS 354	Coagulation & Flocculation	20mg/L
FBS 354N	Coagulation & Flocculation	20mg/L
FBS 355N	Coagulation & Flocculation	20mg/L

## Synthetic Organic Chemicals

These contaminants are required to be tested semi-annually every three years. Test results are for the period 1/1/08 – 12/31/08. These test results are from the most recent testing done in accordance with State and Federal regulations and **no violations or detections** occurred during this period.

Note 1. During calendar year 2010 the synthetic organic chemicals were collected once due to other DEP requirements and are included here for your information.

# SYNTHETIC ORGANICS

62-550.310 (4) (b)

REPORT NUMBER: 8040094  
 SYSTEM NAME: Entry Point  
 SYSTEM ID: 6142734

1

I.D.	Parameter NAME	(MCL)	UNITS	ANALYSIS		QUALIFIER	METHOD	MDL	DATE ANALYZED	TIME ANALYZED	LAB ID
				RESULT	4.8						
2005	DIOXIN SCREEN		UG/L	4.8		U	625	4.8	04/08/2008	09:30	E83079
2005	ENDRIN	2.0	UG/L	0.0019		U	508.1	0.0019	04/16/2008	13:00	E83079
2010	Y-BHC(LINDANE)	0.2	UG/L	0.0019		U	508.1	0.0019	04/16/2008	13:00	E83079
2015	METHOXYCHLOR	40	UG/L	0.014		U	508.1	0.014	04/16/2008	13:00	E83079
2020	TOXAPHENE	3.0	UG/L	0.22		U	508.1	0.22	04/16/2008	09:30	E83079
2031	DALAPON	200	UG/L	0.60		U	515.3	0.60	04/07/2008	10:30	E83079
2032	DIQUAT	20	UG/L	0.29		U	549.2	0.29	04/17/2008	09:00	E83079
2033	ENDOTBALL	100	UG/L	7.6		U	548.1	7.6	04/07/2008	16:00	E83079
2034	GLYPHOSATE	7.0	UG/L	0.99		U	547	0.99	04/16/2008	12:40	E83079
2035	DI(2-ETHYLHEXYL)ADIPATE	400	UG/L	0.22		U	525.2	0.22	04/07/2008	15:45	E83079
2036	OXAMYL (VYDATE)	200	UG/L	0.16		U	531.1	0.16	04/15/2008	13:00	E83079
2037	SIMAZINE	4.0	UG/L	0.018		U	508.1	0.018	04/16/2008	12:40	E83079
2039	DI(2-ETHYLHEXYL)PHTHALATE	6.0	UG/L	0.48		U	525.2	0.48	04/07/2008	09:30	E83079
2040	PICLORAM	500	UG/L	0.037		U	515.3	0.037	04/11/2008	09:30	E83079
2041	DINOSIB	7.0	UG/L	0.096		U	515.3	0.096	04/11/2008	13:00	E83079
2042	HEXACHLOROCYCLOPENTADIENE	50	UG/L	0.014		U	508.1	0.014	04/16/2008	15:45	E83079
2046	CARBOFURAN	40	UG/L	0.13		U	531.1	0.13	04/15/2008	13:00	E83079
2050	ATRAZINE	3.0	UG/L	0.0068		U	508.1	0.0068	04/16/2008	13:00	E83079
2051	ALACHLOR	2	UG/L	0.028		U	508.1	0.028	04/16/2008	13:00	E83079
2065	HEPTACHLOR	0.4	UG/L	0.0058		U	508.1	0.0058	04/16/2008	13:00	E83079
2067	HEPTACHLOR EPOXIDE	0.2	UG/L	0.00097		U	508.1	0.00097	04/16/2008	09:30	E83079
2105	2,4-D	70	UG/L	0.054		U	515.3	0.054	04/11/2008	09:30	E83079
2110	2,4,5-TP(SILVEX)	50	UG/L	0.038		U	515.3	0.038	04/11/2008	13:00	E83079
2274	HEXACHLOROBENZENE	1.0	UG/L	0.012		U	508.1	0.012	04/16/2008	12:40	E83079
2306	BENZO(A)PYRENE	0.2	UG/L	0.034		U	525.2	0.034	04/07/2008	09:30	E83079
2326	PENTACHLOROPHENOL	1.0	UG/L	0.0040		U	515.3	0.0040	04/11/2008	13:00	E83079
2383	PCB	0.5	UG/L	0.097		U	508.1	0.097	04/16/2008	09:45	E83079
2931	1,2-DIBROMO-3-CHLOROPROPANE	0.02	UG/L	0.0039		U	504.1	0.0039	04/07/2008	09:45	E83079
2946	ETHYLENE DIBROMIDE	0.02	UG/L	0.0062		U	504.1	0.0062	04/07/2008	13:00	E83079
2959	CHLORDANE	2.0	UG/L	0.018		U	508.1	0.018	04/16/2008		E83079

SYNTHETIC ORGANICS

62-550.310 (4) (b)

REPORT NUMBER: 8070687

1

SYSTEM NAME: Entry Point

SYSTEM ID: 6142734

I.D.	Parameter NAME	(MCL)	UNITS	ANALYSIS		QUALIFIER	METHOD	MDL	DATE		LAB ID
				RESULT					ANALYZED	TIME ANALYZED	
2005	ENDRIN	2.0	UG/L	0.0020		U	508.1	0.0020	07/28/2008	17:35	E83079
2010	Y-BHC(LINDANE)	0.2	UG/L	0.0020		U	508.1	0.0020	07/28/2008	17:35	E83079
2015	METHOXYCHLOR	40	UG/L	0.014		U	508.1	0.014	07/28/2008	17:35	E83079
2020	TOXAPHENE	3.0	UG/L	0.23		U	515.3	0.60	07/28/2008	11:30	E83079
2031	DALAPON	200	UG/L	0.60		U	549.2	0.21	07/28/2008	13:30	E83079
2032	DIQUAT	20	UG/L	0.21		U	548.1	0.28	07/30/2008	14:30	E83079
2033	ENDOTHALL	100	UG/L	0.28		U	547	0.99	07/29/2008	11:00	E83079
2034	GLYPHOSATE	7.0	UG/L	0.99		U	525.2	0.23	07/31/2008	12:30	E83079
2035	DI(2-ETHYLHEXYL)ADIPATE		UG/L	0.23		U	531.1	0.16	07/27/2008	21:00	E83079
2036	OXAMYL (YYDATE)	200	UG/L	0.16		U	508.1	0.019	07/28/2008	17:35	E83079
2037	SIMAZINE	4.0	UG/L	0.019		U	525.2	0.50	07/31/2008	12:30	E83079
2039	DI(2-ETHYLHEXYL)PHTHALATE	6.0	UG/L	0.50		U	515.3	0.037	07/28/2008	11:30	E83079
2040	PICLORAM	500	UG/L	0.037		U	515.3	0.096	07/28/2008	11:30	E83079
2041	DINOSERB	7.0	UG/L	0.096		U	508.1	0.014	07/28/2008	17:35	E83079
2042	HEXACHLOROCYCLOPENTADIENE	50	UG/L	0.014		U	531.1	0.13	07/27/2008	21:00	E83079
2046	CARBOFURAN	40	UG/L	0.13		U	508.1	0.0070	07/28/2008	17:35	E83079
2050	ATRAZINE	3.0	UG/L	0.0070		U	508.1	0.029	07/28/2008	17:35	E83079
2051	ALACHLOR	2	UG/L	0.029		U	508.1	0.0060	07/28/2008	17:35	E83079
2065	HEPTACHLOR	0.4	UG/L	0.0060		U	508.1	0.0010	07/28/2008	17:35	E83079
2067	HEPTACHLOR EPOXIDE	0.2	UG/L	0.0010		U	515.3	0.054	07/28/2008	11:30	E83079
2105	2,4-D	70	UG/L	0.054		U	515.3	0.038	07/28/2008	11:30	E83079
2110	2,4,5-TP(SILVEX)	50	UG/L	0.038		U	508.1	0.012	07/28/2008	17:35	E83079
2274	HEXACHLORO BENZENE	1.0	UG/L	0.012		U	525.2	0.036	07/31/2008	12:30	E83079
2306	BENZO(A)PYRENE	0.2	UG/L	0.036		U	515.3	0.0040	07/28/2008	11:30	E83079
2326	PENTACHLOROPHENOL	1.0	UG/L	0.0040		U	508.1	0.10	07/28/2008	17:35	E83079
2383	PCB	0.5	UG/L	0.10		U	504.1	0.0041	07/28/2008	17:30	E83079
2931	1,2-DIBROMO-3-CHLOROPROPANE	0.02	UG/L	0.0041		U	504.1	0.0064	07/28/2008	17:30	E83079
2946	ETHYLENE DIBROMIDE	0.02	UG/L	0.0064		U	508.1	0.019	07/28/2008	17:35	E83079
2959	CHLORDANE	2.0	UG/L	0.019		U					

**SYNTHETIC ORGANICS**  
62-550.310 (4) (b)

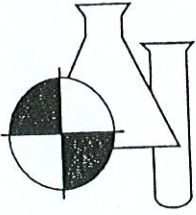
REPORT NUMBER: 10070503 001  
SYSTEM NAME: Finish Water  
SYSTEM ID:

I.D.	NAME	(MCL)	UNITS	ANALYSIS		QUALIFIER	METHOD	MDL	DATE ANALYZED	TIME		LAB ID
				RESULT						ANALYZED	ANALYZED	
2005	ENDRIN	2.0	UG/L	0.002		U	508.1	0.002	07/24/2010	03:10		E83079
2010	GAMMA-BHC (LINDANE)	0.2	UG/L	0.003		U	508.1	0.003	07/24/2010	03:10		E83079
2015	METHOXYCHLOR	40	UG/L	0.014		U	508.1	0.014	07/24/2010	03:10		E83079
2020	TOXAPHENE	3.0	UG/L	0.61		U	508.1	0.61	07/24/2010	03:10		E83079
2031	DALAPON	200	UG/L	0.38		U	515.3	0.38	07/21/2010	16:09		E83079
2032	DIQUAT	20	UG/L	0.3		U	549.2	0.3	07/22/2010	21:25		E84809
2033	ENDOTHALL	100	UG/L	2.9		JU	548.1	2.9	07/20/2010	20:56		E83079
2034	GLYPHOSATE	700	UG/L	2.1		U	547	2.1	07/23/2010	19:32		E83079
2035	DI(2-ETHYLHEXYL)ADIPATE	400	UG/L	0.39		JU	525.2	0.39	07/28/2010	04:36		E83079
2036	OXAMYL	200	UG/L	0.41		U	531.1	0.41	07/26/2010	22:28		E83079
2037	SIMAZINE	4.0	UG/L	0.044		U	508.1	0.044	07/24/2010	03:10		E83079
2039	DI(2-ETHYLHEXYL)PHTHALATE	6.0	UG/L	0.5		U	525.2	0.5	07/28/2010	04:36		E83079
2040	PICLORAM	500	UG/L	0.05		U	515.3	0.05	07/21/2010	16:09		E83079
2041	DINOSER	7.0	UG/L	0.05		U	515.3	0.05	07/21/2010	16:09		E83079
2042	HEXACHLOROCYCLOPENTADIENE	50	UG/L	0.023		U	508.1	0.012	07/24/2010	03:10		E83079
2046	CARBOFURAN	40	UG/L	0.32		U	531.1	0.32	07/26/2010	22:28		E83079
2050	ATRAZINE	3.0	UG/L	0.021		U	508.1	0.021	07/24/2010	03:10		E83079
2051	ALACHLOR	2	UG/L	0.034		U	508.1	0.034	07/24/2010	03:10		E83079
2063	DIOXIN SCREEN	5	UG/L	ND			525.2		07/28/2010	04:36		E83079
2065	HEPTACHLOR	0.4	UG/L	0.0061		U	508.1	0.0061	07/24/2010	03:10		E83079
2067	HEPTACHLOR EPOXIDE	0.2	UG/L	0.003		U	508.1	0.003	07/24/2010	03:10		E83079
2105	2,4-D	70	UG/L	0.017		U	515.3	0.017	07/21/2010	16:09		E83079
2110	2,4,5-TP (SILVEX)	50	UG/L	0.035		U	515.3	0.035	07/21/2010	16:09		E83079
2274	HEXACHLOROBENZENE	1.0	UG/L	0.011		U	508.1	0.011	07/24/2010	03:10		E83079
2306	BENZO(A)PYRENE	0.2	UG/L	0.019		U	525.2	0.019	07/28/2010	04:36		E83079
2326	PENTACHLOROPHENOL	1.0	UG/L	0.009		U	515.3	0.009	07/21/2010	16:09		E83079
2383	PCB	0.5	UG/L	0.1		U	508.1	0.1	07/24/2010	03:10		E83079
2931	1,2-DIBROMO-3-CHLOROPROPANE	0.20	UG/L	0.014		U	504.1	0.014	07/21/2010	12:00		E84167
2946	ETHYLENE DIBROMIDE	0.02	UG/L	0.01		U	504.1	0.01	07/21/2010	12:00		E84167
2959	CHLORDANE	2.0	UG/L	0.047		U	508.1	0.047	07/24/2010	03:10		E83079



**LEAD  
And  
COPPER**

These contaminants are required to be tested annually every three years. Test results are for the period 1/1/08 – 12/31/08. These test results are from the most recent testing done in accordance with State and Federal regulations. No violations occurred during this period and 100% of the samples for both lead and copper were below the action level.



# Benchmark

*EnviroAnalytical, Inc.*

## ANALYTICAL TEST REPORT

THIS REPORT MEETS NELAC STANDARDS

Peace River/Manasota R W S  
 8998 Sw County Road 769  
 Arcadia FL 34269

Attn:

PWS I. D. #: 6142734  
 Lab Name: Benchmark EnviroAnalytical, Inc.  
 Lab I. D: E 84167  
 Contact Person: Dale Dixon  
 Phone : 941-7239986

Date Submitted to Lab: 07/16/2008  
 Analysis Date: 07/21/2008  
 Method: SM3113B  
 Mdl: 0.00067 mg/L  
 90 th Percentile Value: 0.004 mg/L

A	RANK (ascending)	LOCATION CODE NO. NO. TIER	LAB SAMPLE I.D.	DATE SITE SAMPLED	LEAD (mg/l)
	1	Mens Room	8070490 -4	07/15/2008	0.00067 U
	2	Lab Sink	8070490 -5	07/15/2008	0.00067 U
	3	Upstairs Bathroom	8070490 -1	07/15/2008	0.002 I
	4	Hall Closet	8070490 -2	07/15/2008	0.003
	5	Ladies Room	8070490 -3	07/15/2008	0.004

*CERTIFICATION: The tap samples used for lead and copper analysis were submitted by the above PWS. Each sample container had one liter of solution (+/- 100mL). All samples were taken properly by the above system and analyzed in accordance with the requirements in Chapter 10d-41, F.A.C. The sampling dates were reported for each sample received. I hereby certify that all data submitted are correct.*

\_\_\_\_\_  
 Regulatory Review Official

*I.A. Rodica Koutzselos, OC officer*  
 DALE DIXON / LABORATORY DIRECTOR

I = Value is between laboratory MDL and PQL  
 U = Analyte not detected at the value indicated

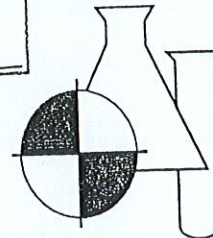
X = Value exceeds MCL.

RECEIVED

JUL 29 2008

# BENCHMARK BY: \_\_\_\_\_

EnviroAnalytical, Inc.



NELAC CERTIFICATION #E84167

## ANALYTICAL TEST REPORT

THIS REPORT MEETS NELAC STANDARDS

Peace River/Manasota R W S  
8998 Sw County Road 769  
Arcadia FL 34269

07/23/2008

Attn:

PWS I. D. #: 6142734  
Lab Name: Benchmark EnviroAnalytical, Inc.  
Lab I. D: E 84167  
Contact Person: Dale Dixon  
Phone: 941-7239986

Date Submitted to Lab: 07/16/2008  
Analysis Date: 07/18/2008  
Method: 200.7  
Mdl: 0.004 mg/L  
90 th Percentile Value: 0.028 mg/L

A	RANK (ascending)	LOCATION CODE			LAB SAMPLE I.D.	DATE SITE SAMPLED	Copper (mg/l)
		NO.	NO	TIER			
	1	Mens Room			8070490 -4	07/15/2008	0.004 U
	2	Hall Closet			8070490 -2	07/15/2008	0.008 I
	3	Ladies Room			8070490 -3	07/15/2008	0.018
	4	Lab Sink			8070490 -5	07/15/2008	0.020
	5	Upstairs Bathroom			8070490 -1	07/15/2008	0.028

CERTIFICATION: The tap samples used for lead and copper analysis were submitted by the above PWS. Each sample container had one liter of solution (+/- 100mL). All samples were taken properly by the above system and analyzed in accordance with the requirements in Chapter 10d-41, F.A.C. The sampling dates were reported for each sample received. I hereby certify that all data submitted are correct.

\_\_\_\_\_  
Regulatory Review Official

*I. A. Rodney Kautzels, Sr. officer*  
DALE DIXON/ LABORATORY DIRECTOR

I = Value is between laboratory MDL and PQL.  
U = Analyte not detected at the value indicated

X = Value exceeds MCL.

## SECONDARY CONTAMINANTS

These contaminants are required to be tested annually every three years. Test results are for the period 1/1/08 – 12/31/08. These test results are from the most recent testing done in accordance with State and Federal regulations and **no violations** occurred during this period.

Note 1. During calendar year 2010 the secondary parameters were collected due to requirements contained in the DEP ASR construction permit and are included here for your information.

**SECONDARY CONTAMINANTS**

62-550.320

REPORT NUMBER: 8070687 1  
 SYSTEM NAME: Entry Point  
 SYSTEM ID: 6142734

Parameter	I.D.	NAME	(MCL)	UNITS	ANALYSIS		QUALIFIER	METHOD	MDL	DATE ANALYZED	TIME ANALYZED	LAB ID
					RESULT							
ALUMINUM	1002		0.2	MG/L	0.118		200.7	0.023	08/01/2008	09:52	15:09	E84167
CHLORIDE	1017		250	MG/L	58.2		300.0	0.353	07/28/2008	09:52	09:52	E84167
COPPER	1022		1	MG/L	0.005	I	200.7	0.004	08/01/2008	09:52	15:09	E84167
FLUORIDE	1025		2.0	MG/L	0.173		300.0	0.030	07/28/2008	09:52	09:52	E84167
IRON	1028		0.3	MG/L	0.032	I	200.7	0.029	08/01/2008	09:52	09:52	E84167
MANGANESE	1032		0.05	MG/L	0.005		200.7	0.00098	08/01/2008	12:30	09:52	E84167
SILVER	1050		0.1	MG/L	0.005	U	200.7	0.0005	08/05/2008	15:09	12:30	E84167
SULFATE	1055		250	MG/L	214		300.0	0.339	07/28/2008	09:52	15:09	E84167
ZINC	1095		5	MG/L	0.002	I	200.7	0.0014	08/01/2008	09:52	09:52	E84167
COLOR	1905		15	PCU	10		SM2120B	2	07/23/2008	16:50	16:50	E84167
ODOR	1920		3	TON	1	U	140.1	1	07/23/2008	11:25	15:30	E84167
PH	1925		6.5-8.5	UNITS	7.79	Q	SM4500H+B	0.1	07/23/2008	09:30	11:25	E85086
TOTAL DISSOLVED SOLIDS	1930		500	MG/L	428		SM2540C	7.26	07/25/2008	09:30	09:30	E84167
SURFACTANTS	2905		0.5	MG/L	0.03	U	SM5540C	0.03	07/24/2008	10:00	10:00	E84167

**DATA QUALIFIERS THAT MAY APPLY:**

I = Reported value is between the laboratory MDL and the POL. (POL = 4 x MDL)  
 U = Analyte analyzed but not detected at the value indicated.  
 X = Value exceeds MCL.

**NOTES:**

MBAS calculated as LAS; molecular weight = 348  
 C = Laboratory not NELAC certified for analyte  
 Q = Sample held beyond accepted hold time.

For questions and comments regarding these results, please contact Katharine Dixon at (941) 723-9986

**SECONDARY CONTAMINANTS**  
62-550.320

REPORT NUMBER: 10070503 001  
SYSTEM NAME: Finish Water  
SYSTEM ID:

I.D.	Parameter NAME	(MCL)	UNITS	ANALYSIS		QUALIFIER	METHOD	MDL	DATE ANALYZED	TIME ANALYZED	LAB ID
				RESULT	UNITS						
1002	COLOR PH	0.2	MG/L	8.28	8.28	I	SM4500H+B	0.023	07/14/2010	16:15	E84167
1017	ALUMINUM CHLORIDE	250	MG/L	40.5	40.5	I	300.0	0.353	07/15/2010	11:52	E84167
1022	COPPER	1	MG/L	0.004	0.004	U	200.7	0.004	07/15/2010	17:20	E84167
1025	FLUORIDE	2.0	MG/L	0.102	0.102	U	200.7	0.030	07/15/2010	11:52	E84167
1028	IRON	0.3	MG/L	0.029	0.029	U	200.7	0.029	07/15/2010	17:20	E84167
1032	MANGANESE	0.05	MG/L	0.0023	0.0023	I	200.7	0.00098	07/15/2010	11:52	E84167
1050	SILVER	0.1	MG/L	0.0009	0.0009	I	200.7	0.0005	07/15/2010	11:52	E84167
1055	SULFATE	250	MG/L	169	169	I	300.0	0.339	07/15/2010	17:20	E84167
1095	ZINC	5	MG/L	0.0014	0.0014	U	200.7	0.0014	07/15/2010	11:52	E84167
1905	COLOR	15	CU	2	2	I	SM2120B		07/14/2010	16:15	E84167
1920	ODOR	3	TON	1	1	U	140.1		07/14/2010	16:10	E84167
1925	PH	6.5-8.5	UNITS	8.32	8.32	Q	SM4500H+B		07/14/2010	16:20	E84167
1930	TOTAL DISSOLVED SOLIDS	500	MG/L	364	364		SM2540C	7.26	07/19/2010	10:45	E84167
2905	SURFACTANTS	0.5	MG/L	0.03	0.03	U	SM5540C	0.03	07/15/2010	09:00	E84167

**DATA QUALIFIERS THAT MAY APPLY:**

I = Reported value is between the laboratory MDL and the PQL (PQL = 4 x MDL).  
 J = Estimated value.  
 J3 = Est. value quality control criteria for precision or accuracy not met.  
 J4 = Est. value. Sample matrix interference suspected.  
 Q = Sample held beyond accepted holdtime.  
 U = Analyte analyzed but not detected at the value indicated.

**NOTES:**

MIBAS calculated as LAS; molecular weight = 348.  
 X = Value exceeds MCL.  
 ND = Not Detected at or above adjusted reporting limit.

For questions and comments regarding these results, please contact Bettina Bellfuss at (941) 723-9986  
 Results relate only to the samples.

**UNREGULATED GROUP I, GROUP II  
AND  
GROUP III CONTAMINANTS**

The Group I contaminants were required to be tested quarterly for one year only. The Group II contaminants were required to be tested annually every three years and the testing requirement expired in the year 2000. The Group III contaminants are required to be tested once. Test results are available from a previous period of time. This period does not fall into the acceptable reporting period for the 2010 Consumer Confidence Report, and therefore will not be provided here with other 2010 data.

---

## RADIOACTIVE CONTAMINANTS


These contaminants are required to be tested quarterly every three years. Test results are for the period 1/1/08 – 12/31/08. These test results are from the most recent testing done in accordance with State and Federal regulations and **no violations** occurred during this period. Due to low levels found with the contaminant gross alpha, additional testing for other contaminants such as radium 226 or radium 228 is not required, but was tested on a voluntary basis anyway.

Note 1. During calendar year 2010 the radioactive contaminants were collected due to requirements contained in the DEP ASR construction permit and are provided here for your information.



# BENCHMARK


*EnviroAnalytical Inc.*



NELAC Certification # E84167

## ANALYTICAL TEST REPORT

THESE RESULTS MEET NELAC STANDARDS



Submission Number : 8010101

Peace River/Manasota R W S  
8998 Sw County Road 769  
Arcadia, FL 34269

Project Name : MONTHLY FINISHED WATER  
Date Received : 01/04/2008  
Time Received :

Submission Number 8010101

Sample Number: 1A                      Sample Description: Plant Finished Water/Lab  
Sample Date: 01/03/2008              Sample Method: Grab  
Sample Time: 0935

Parameter	Result	Units	MDL	PQL	Procedure	Analysis		Analyst
						Date	Time	
CALCIUM	51.3	MG/L	0.03	0.12	200.7	01/07/2008	11:00	JG
IRON	0.054 I	MG/L	0.029	0.116	200.7	01/07/2008	11:00	JG
MAGNESIUM	22.8	MG/L	0.006	0.024	200.7	01/07/2008	11:00	JG
SODIUM	77.3	MG/L	0.034	0.136	200.7	01/07/2008	11:00	JG
CHLORIDE	81.3	MG/L	0.353	1.412	300.0	01/04/2008	17:35	JSM
FLUORIDE	0.331	MG/L	0.030	0.120	300.0	01/04/2008	17:35	JSM
SULFATE	247	MG/L	0.339	1.356	300.0	01/04/2008	17:35	JSM
BROMOFORM	3.0	UG/L	0.29	1.16	524.2	01/12/2008	08:10	E83079
CHLOROFORM	6.2	UG/L	0.33	1.32	524.2	01/12/2008	08:10	E83079
DIBROMOCHLOROMETHANE	11	UG/L	0.30	1.20	524.2	01/12/2008	08:10	E83079
DICHLOROBROMOMETHANE	11	UG/L	0.25	1.00	524.2	01/12/2008	08:10	E83079
TOTAL TRIHALOMETHANES	31	UG/L	0.50	2.00	524.2	01/12/2008	08:10	E83079
GROSS ALPHA	6.0+/-1.0	PCI/L	0.7	2.8	900.0	01/12/2008	08:00	E84025
RADIUM-226	1.2+/-0.6	PCI/L	0.6	2.4	903.0	01/16/2008	13:00	E84025
RADIUM-228	1.0 U	PCI/L	1.0	4.0	RA-05	01/21/2008	13:00	E84025
BICARBONATE ALKALINITY	36.0	MG/L	0.594	2.376	SM2320B	01/07/2008	14:24	SMM
CARBONATE ALKALINITY	0.594 U	MG/L	0.594	2.376	SM2320B	01/07/2008	14:24	SMM
TOTAL ALKALINITY	36.0	MG/L	0.594	2.376	SM2320B	01/07/2008	14:24	SMM
TOTAL DISSOLVED SOLIDS	564 X	MG/L	7.26	29.04	SM2540C	01/04/2008	15:00	CB
ARSENIC	0.00132 U	MG/L	0.00132	0.00528	SM3443B	01/04/2008	14:56	JG
AMMONIA NITROGEN	0.902	MG/L	0.005	0.020	SM4500-NH3C	01/04/2008	15:44	YW
UNIONIZED AMMONIA	0.053	MG/L	0.001	0.004	SOP 10/03/83	01/07/2008	15:48	KD

1711 12th Street East \* Palmetto, FL 34221 \* Phone (941) 723-9986 \* Fax (941) 723-6061



**ANALYTICAL TEST REPORT**  
**THESE RESULTS MEET NELAC STANDARDS**

FDOH Certification #E84167  
 Peace River/Manasota R W S  
 8998 Sw County Road 769  
 Arcadia, Fl 34269

**RADIONUCLIDES**  
 62-550.310 (6)

REPORT NUMBER: 8040802 1  
 SYSTEM NAME: Entry Point  
 SYSTEM ID: 6142734

I.D.	NAME	(MCL)	UNITS	ANALYSIS		QUALIFIER	METHOD	MDL	DATE		LAB ID
				RESULT					ANALYZED	ANALYZED	
4000	GROSS ALPHA	15	PC/L	1.2		U	900.0	1.2	05/06/2008	08:00	E84025
4020	RADIUM-226	5	PC/L	1.1+/-0.6			903.0	0.6	05/07/2008	11:00	E84025
4030	RADIUM-228		PC/L	1.0		U	Ra-05	1.0	05/09/2008	09:15	E84025

**DATA QUALIFIERS THAT MAY APPLY:**  
 I = Reported value is between the laboratory MDL and the PQL. (PQL = 4 x MDL).  
 U = Analyte analyzed but not detected at the value indicated.  
 X = Value exceeds MCL.

**NOTES:**  
 MBAS calculated as LAS; molecular weight = 348.

For questions and comments regarding these results, please contact Katharine Dixon at (941) 723-9986

**DATA QUALIFIERS THAT MAY APPLY:**

I = Reported value is between the laboratory MDL and the POL. (POL = 4 x MDL).  
U = Analyte analyzed but not detected at the value indicated.  
X = Value exceeds MCL.

**NOTES:**

MBAS calculated as LAS; molecular weight = 348.  
C = Laboratory not NELAC certified for analyte.

For questions and comments regarding these results, please contact Katharine Dixon at (941) 723-9986

**RADIONUCLIDES**  
62-550.310 (6)

REPORT NUMBER: 8070687 1  
SYSTEM NAME: Entry Point  
SYSTEM ID: 6142734

I.D.	Parameter NAME	.(MCL)	UNITS	ANALYSIS		QUALIFIER	METHOD	MDL	DATE ANALYZED	TIME ANALYZED	LAB ID
				RESULT							
4000	GROSS ALPHA	15	PC/I/L	3.1+/-1.3			900.0	1.5	08/04/2008	08:00	E84025
4006	URANIUM		PC/I/L	0.7+/-0.2			908.0	0.3	07/31/2008	15:30	E84025
4006	URANIUM		UG/L	1.0+/-0.3			CALC	0.5	07/31/2008	15:30	E84025
4020	RADIUM-226	5	PC/I/L	1.2+/-0.5			903.0	0.6	08/06/2008	08:00	E84025
4030	RADIUM-228		PC/I/L	1.0		U	Ra-05	1.0	08/07/2008	10:25	E84025

**DATA QUALIFIERS THAT MAY APPLY:**

I = Reported value is between the laboratory MDL and the POL. (POL = 4 x MDL).  
U = Analyte analyzed but not detected at the value indicated.  
X = Value exceeds MCL.

**NOTES:**

MBAS calculated as LAS; molecular weight = 348.  
C = Laboratory not NELAC certified for analyte.

For questions and comments regarding these results, please contact Katharine Dixon at (941) 723-9986

# BENCHMARK

*EnviroAnalytical Inc.*



## ANALYTICAL TEST REPORT

### THESE RESULTS MEET NELAC STANDARDS

DOH Certification #E84167  
 Peace River/Manasota R W S  
 8998 Sw County Road 769  
 Arcadia, Fl 34269

REPORT NUMBER: 8100654      1  
 SYSTEM NAME: Entry Point  
 SYSTEM ID:

### ADIONUCLIDES

:-550.310 (6)

Parameter	(MCL)	UNITS	ANALYSIS		QUALIFIER	METHOD	MDL	DATE ANALYZED	TIME ANALYZED	LAB ID
			RESULT							
D. NAME GROSS ALPHA	15	PC/L	2.9+/-0.8			900.0	0.9	11/03/2008	08:00	E84025
120 RADIUM-226	5	PC/L	1.3+/-0.5			903.0	0.6	10/29/2008	12:45	E84025
130 RADIUM-228		PC/L	1.0		U	RA-05	1.0	11/05/2008	11:20	E84025

**NOTES:**  
 MBAS calculated as LAS; molecular weight = 348

**ATA QUALIFIERS THAT MAY APPLY:**  
 Reported value is between the laboratory MDL and the PQL (PQL = 4 x MDL).  
 = Analyte analyzed but not detected at the value indicated.  
 = Value exceeds MCL.  
 or questions and comments regarding these results, please contact Bettina Beifuss at (941) 723-9986

**DATA QUALIFIERS THAT MAY APPLY:**

I = Reported value is between the laboratory MDL and the PQL. (PQL = 4 x MDL).  
J = Estimated value.  
J3 = Est. value quality control criteria for precision or accuracy not met.  
J4 = Est. value. Sample matrix interference suspected.  
Q = Sample held beyond accepted holdtime.  
U = Analyte analyzed but not detected at the value indicated.

**NOTES:**

MBAS calculated as LAS; molecular weight = 348.  
X = Value exceeds MCL.  
ND = Not Detected at or above adjusted reporting limit.

For questions and comments regarding these results, please contact Bettina Beifuss at (941) 723-9986  
*Results relate only to the samples.*

**RADIONUCLIDES**

62-550.310 (6)

REPORT NUMBER: 10070503 001

SYSTEM NAME: Finish Water

SYSTEM ID:

I.D.	NAME	(MCL)	UNITS	ANALYSIS		QUALIFIER	METHOD	MDL	DATE		LAB ID
				RESULT	PC/IL				ANALYZED	ANALYZED	
4000	GROSS ALPHA	15	PC/IL	1.4	U	900.0	1.4	07/29/2010	15:20	ES3033	

**DATA QUALIFIERS THAT MAY APPLY:**

I = Reported value is between the laboratory MDL and the PQL. (PQL = 4 x MDL).  
J = Estimated value.  
J3 = Est. value quality control criteria for precision or accuracy not met.  
J4 = Est. value. Sample matrix interference suspected.  
Q = Sample held beyond accepted holdtime.  
U = Analyte analyzed but not detected at the value indicated.

**NOTES:**

MBAS calculated as LAS; molecular weight = 348.  
X = Value exceeds MCL.  
ND = Not Detected at or above adjusted reporting limit.

For questions and comments regarding these results, please contact Bettina Beifuss at (941) 723-9986  
*Results relate only to the samples.*